

Terrace Pass

EasyDeck®
Made in Germany

*Easy to care for,
naturally strong ...*

www.easydeck.de/en



EasyDeck®
Made in Germany



With **GCC (German Compact Composite)**, a wood material has been developed that is a real allrounder. The main component contains **75% natural fibres** that have had eco-friendly additives and polymers added to it in a patented process. The wood material that is produced in **Germany** does **not contain PVC** and it can be put to numerous uses. As our material is based on wood, natural processes change the colour and the haptic in time. We deliberately refrain from chemical sealing and, instead, rely on the ability of the natural product to protect itself. More than 15 years of experience and development speak for the material – we do not make any promises that we cannot keep!

Do not take anything from nature, but give it a future. Our innovative wood material is manufactured true to the great subject of **sustainability** and this is our highest priority. We reflect on the **natural cycle** and only produce using wood that comes from **sustainable native forestry management to 100%**. Our products can also be recycled: new life can be breathed into old EasyDeck® deck board by them being reused in the production process.



Closed materials cycle

If anything is certain to be a part of our genes, then it is certain to be the Cradle to Cradle® principle. It describes a materials cycle, in which the products or raw materials always circulate in perennial cycles. In order to ensure that the technical cycle could be used for our GCC wooden products, it was our upmost premise to design a material that is harmless to the health and would be suitable for a special returns system that had been installed. This enables us to retain and use the quality of existing material resources. This would enable us to expand and produce building products to the highest quality standard – without an additional consumption of natural raw materials.










You will find returns dealers here:
www.easydeck.de/en/dealer



GCC meets the Cradle to Cradle Certified™ Gold Standard*. Our GCC wood material has been awarded Cradle to Cradle Certified™ Gold. The certification is awarded by the Cradle to Cradle Products Innovation Institute. Our GCC wood material has been certified as being **harmless both to humans and the environment as regards all of the ingredients**, and that at a global quality level. The ecological evaluation of the integrated water management and the climate-neutral energy concept during production and the high level of social standards at our production site in Germany round-off the extensive material and process evaluation in an integrated manner. GCC therefore meets the highest standard for eco-effectivity.

The certification proves that our products make a contribution to the positive sustainability evaluation of buildings.

* Cradle to Cradle Certified™ Gold, Version 3.1, Renewal 27 Aug 2022, for more certification information, go to www.easydeck.de/en

	BRONZE	SILVER	GOLD	PLATINUM
 Material Health				
 Material Reutilization				
 Renewable Energy				
 Water Stewardship				
 Social Fairness				

Construction Timber Range

The new EasyDeck® construction timber range is made for all kinds of ideas, and captivates the imagination with its great flexibility. Numerous outdoor designs can be created using the enclosed rhombus profile and the construction plank.



Construction plank

The construction plank is your key to infinite creativity. The construction planks are available in a total of nine colours so that they serve a customised implementation of garden elements and furniture. Everything is possible with construction timber, whether a sandpit, a raised gardening bed or a bench.



The colour variants of the rhombus profile



The colour variants of the construction plank





Rhombus profile – for stylish panels!

The rhombus profile can be used as a stylish cladding element and as a closing strip to terrace decks. The solid profiles captivate with an attractive colour gradient and they skilfully fit into all surroundings. The mounting fixture can either be visible with screws or concealed with stainless steel clips. The rhombus profiles can be assembled in a multiple field system with a max. axial dimension of 80 cm or in a single field system with max. 60 cm. The profiles are easy to care for and can be mounted with a narrow joint clearance (min. 5 mm).

The rhombus profile is available in seven colours. You will find the entire colour diversity on the opposite page.




Example:
Fokus Grey

Assembly of the rhombus profile:
www.easydeck.de/en/downloads


Colour maturation of the EasyDeck® terrace decks

The colour range of the EasyDeck® terrace decks orients itself towards the colours of nature and harmoniously integrate themselves in all gardens. Slight colour deviations and nuances are desirable as they underline the look of the wood.

Natural processes change the colouring and the feel in time as our material is based on wood and we consciously dispense with chemical sealing. The decks only gain their final appearance after they have been subjected to weathering for 6-8 months. A patina is formed in the scope of the colour maturation. Colour differences that are production-related or that can result from the decks being laid at different moments in time adjust to each other. Presented marbling can therefore become more noticeable during the first 6 months. The colour change is delayed if the terrace is covered and is depending on the strength of the weathering.



* The figures illustrate an example of the colours available for delivery and their natural colour maturation process



Simply wait

Your terrace is full of life and that's a good thing! Don't worry about traces of use or instances of "polishing" that are caused by the furniture. Weathering usually causes traces of use on the deck board surface to disappear over time. Even salt water or pool cleaners leave no washouts or fades on the planks. So sit back and relax! However, if you want to do something about it, just clean your terrace regularly. This ensures that fewer visible traces of use occur.

Simply real natural fibres

Due to the natural raw material, small inclusions of bast and natural fibres may occur. These fibres often rise to the surface after being subjected to weathering and water absorption. The majority of these inclusions will disappear once again over time if the terrace is used normally. They can also be mechanically removed if they are bothersome. The product will not be damaged.

Simply clean with water

Everyone knows that it's not possible to control the weather. The formation of water marks as a result of precipitation or dust deposits are a natural consequence. They occur particularly frequently in the transitional area of covered areas as well as in uncovered areas. However, they are easy to remove with clear water. Regularly cleaning and maintaining the surfaces has a preventative impact against new water stains and reduces their occurrence over time.

Tips for the right terrace care

After setting up a terrace, the deck should be cleaned to wash off production dusts. Regular care minimises permanent deposits such as pollen, dust or the settlement of organic substances.

We recommend to clean the terrace thoroughly at least 2x per annum (and more frequently if necessary). The outdoor temperature should be at least 15°C when doing so. Our recommendation: a gradient of at least 2 % makes the terrace care easier as waterlogging and water marks are avoided to a great extent. This is the only possibility for water to flow off the terrace without difficulty so that the self-cleaning effect of the decks can be activated and their durability is ensured.

Clean as follows:

1. Sweep dry and loose dirt off the terrace deck.
2. Wet the entire terrace deck adequately and keep it moist for at least 15 minutes.
3. Clean the terrace deck using our GCC scrubbing brush. Should there be an increased need for cleaning, we recommend you additionally use a surface cleaner with rotating brushes.
4. Thoroughly rinse off the terrace deck with clear tap water. Pull off with a rubber lip and leave to dry.



Tips for the right terrace care

Use the GCC scouring powder to thoroughly clean very dirty EasyDeck® terraces. It is free of surfactants and other chemicals and does not pose a hazard to the groundwater. Just 2 kg are enough for an area of about 20 m². Do not use on sensitive surfaces or cover them with masking tape, and do not use on co-extruded terrace decks.

Cleaning with scouring powder is done between Step 3 and 4 of the terrace care procedure. You will find application information on the product label. The safety data sheet as well as the list of ingredients can be found at:

www.novo-tech.de/service





Privacy screen fence/Blickfang rail fence – the perfect demarcation possibility!

Enjoy your privacy and emphasise the features: this is possible with our EasyDeck® Blickfang fencing system. Whether as a privacy screen fence with GCC or stainless steel rails or as a rail fence: doors and gates can be suitably integrated and gradients as well as all types of angles can be tackled without any problems whatsoever. The additional posts are absolutely durable so that we provide you with a 25-year guarantee against rotting in the ground!

You will find the entire fencing range at: www.easydeck.de/en/fence

Privacy screen fence



Ecru



Jade



Platin

Bar fence



Terra



Graphite

After laying

After 1-2 months*

After 6-8 months*

*The figures illustrate an example of the colours available for delivery and their natural colour maturation process



Imprint



Publisher:
NOVO-TECH Trading GmbH & Co. KG,
Siemensstraße 31, 06449 Aschersleben, Germany

Concept/design/layout/images:
FULLHAUS GmbH, Regensburg

Subject to change. We assume no liability for printing errors.

Colours and graphics may differ from the original due to technical reasons.

Date: March 30, 2021 // 1st version